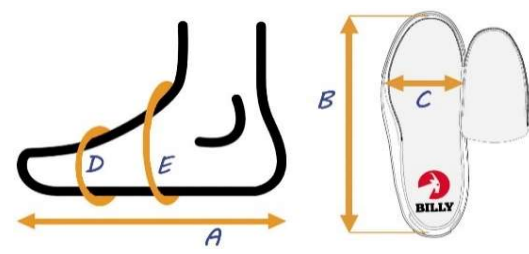


A	Actual foot or brace length
B	Actual shoe footbed length
C	Actual shoe footbed width at ball of foot
D	Circumference inside shoe at ball of foot*
E	Circumference inside shoe near ankle*



BILLY Footwear
Women's Sizing Chart
B (Women's Medium) Width

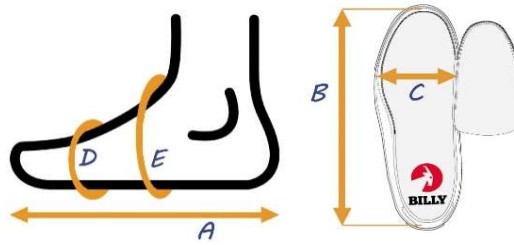
* By removing the inserts inside the shoes, the circumferences will increase 1/2" - 9/16" (1.3cm - 1.4cm) depending on the shoe size selected.

** The measurements shown here were taken with the laces loosely tied. The laces provide adjustability at the "E" location. Tighten laces to achieve desired fit.



See above for A, B, C, D and E definitions.	Size 6 <i>Women's</i> EU 36-37 UK 4	Size 6.5 <i>Women's</i> EU 37 UK 4.5	Size 7 <i>Women's</i> EU 37-38 UK 5	Size 7.5 <i>Women's</i> EU 38 UK 5.5	Size 8 <i>Women's</i> EU 38-39 UK 6	Size 8.5 <i>Women's</i> EU 39 UK 6.5	Size 9 <i>Women's</i> EU 39-40 UK 7	Size 9.5 <i>Women's</i> EU 40 UK 7.5	Size 10 <i>Women's</i> EU 40-41 UK 8	Size 11 <i>Women's</i> EU 41-42 UK 9
A	9-1/8" (23.2 cm)	9-1/4" (23.5 cm)	9-3/8" (23.8 cm)	9-5/8" (24.4 cm)	9-3/4" (24.8 cm)	10" (25.4 cm)	10-1/8" (25.7 cm)	10-1/4" (26.0 cm)	10-3/8" (26.4 cm)	10-3/4" (27.3 cm)
B	9-1/2" (24.1 cm)	9-5/8" (24.4 cm)	9-3/4" (24.8 cm)	10" (25.4 cm)	10-1/8" (25.7 cm)	10-3/8" (26.4 cm)	10-1/2" (26.7 cm)	10-5/8" (27.0 cm)	10-3/4" (27.3 cm)	11-1/8" (28.3 cm)
C ("B" Width)	3" (7.6 cm)	3-1/16" (7.8 cm)	3-1/8" (7.9 cm)	3-3/16" (8.1 cm)	3-1/4" (8.3 cm)	3-5/16" (8.4 cm)	3-3/8" (8.6 cm)	3-7/16" (8.7 cm)	3-1/2" (8.9 cm)	3-5/8" (9.2 cm)
B (Women's Medium) Width <i>Women's BILLY Classic</i> <i>Lace High Tops</i>	D 8-3/8" (21.3 cm)	8-1/2" (21.6 cm)	8-5/8" (21.9 cm)	8-3/4" (22.2 cm)	9" (22.9 cm)	9-1/8" (23.2 cm)	9-1/4" (23.5 cm)	9-3/8" (23.8 cm)	9-1/2" (24.1 cm)	9-3/4" (24.8 cm)
	E** (Adjustable) 10-3/4" (27.3 cm)	11" (27.9 cm)	11-1/4" (28.6 cm)	11-1/2" (29.2 cm)	11-3/4" (29.8 cm)	12" (30.5 cm)	12-1/4" (31.1 cm)	12-1/2" (31.8 cm)	12-3/4" (32.4 cm)	13-1/4" (33.7 cm)
B (Women's Medium) Width <i>Women's BILLY Lace Mid</i> <i>Tops</i>	D 8-1/8" (20.6 cm)	8-1/4" (21.0 cm)	8-3/8" (21.3 cm)	8-1/2" (21.6 cm)	8-5/8" (21.9 cm)	8-3/4" (22.2 cm)	8-7/8" (22.5 cm)	9" (22.9 cm)	9-1/8" (23.2 cm)	9-3/8" (23.8 cm)
	E** (Adjustable) 10-1/4" (26.0 cm)	10-1/2" (26.7 cm)	10-3/4" (27.3 cm)	11" (27.9 cm)	11-1/4" (28.6 cm)	11-1/2" (29.2 cm)	11-3/4" (29.8 cm)	12" (30.5 cm)	12" (30.5 cm)	12-1/2" (31.8 cm)
B (Women's Medium) Width <i>Women's Sneaker, Comfort,</i> <i>Inclusion Too, & BILLY Classic</i> <i>Lace Low Tops</i>	D 8" (20.3 cm)	8-1/8" (20.6 cm)	8-1/4" (21.0 cm)	8-3/8" (21.3 cm)	8-1/2" (21.6 cm)	8-5/8" (21.9 cm)	8-3/4" (22.2 cm)	8-7/8" (22.5 cm)	9" (22.9 cm)	9-1/4" (23.5 cm)
	E** (Adjustable) 10" (25.4 cm)	10-1/4" (26.0 cm)	10-1/2" (26.7 cm)	10-3/4" (27.3 cm)	11" (27.9 cm)	11-1/4" (28.6 cm)	11-1/2" (29.2 cm)	11-3/4" (29.8 cm)	12" (30.5 cm)	12-1/2" (31.8 cm)
B (Women's Medium) Width <i>Women's Cozy Boots</i> <i>Perf Low Tops, Gore Low</i> <i>Tops, Sandals & Mocs</i>	D 8" (20.3 cm)	8-1/8" (20.6 cm)	8-1/4" (21.0 cm)	8-3/8" (21.3 cm)	8-1/2" (21.6 cm)	8-5/8" (21.9 cm)	8-3/4" (22.2 cm)	8-7/8" (22.5 cm)	9" (22.9 cm)	9-1/4" (23.5 cm)
	E 9-3/4" (24.8 cm)	9-7/8" (25.1 cm)	10" (25.4 cm)	10-1/4" (26.0 cm)	10-3/8" (26.4 cm)	10-5/8" (27.0 cm)	10-3/4" (27.3 cm)	10-7/8" (27.6 cm)	11-1/8" (28.3 cm)	11-1/2" (29.2 cm)

A	Actual foot or brace length
B	Actual shoe footbed length
C	Actual shoe footbed width at ball of foot
D	Circumference inside shoe at ball of foot*
E	Circumference inside shoe near ankle*



BILLY Footwear
Women's Sizing Chart
D (Women's Wide) Width

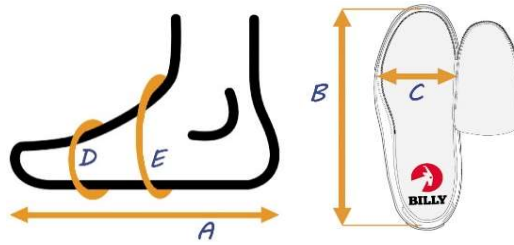
* By removing the inserts inside the shoes, the circumferences will increase 1/2" - 9/16" (1.3cm - 1.4cm) depending on the shoe size selected.

** The measurements shown here were taken with the laces loosely tied. The laces provide adjustability at the "E" location. Tighten laces to achieve desired fit.



See above for A, B, C, D and E definitions.	Size 6 <i>Women's</i> EU 36-37 UK 4	Size 6.5 <i>Women's</i> EU 37 UK 4.5	Size 7 <i>Women's</i> EU 37-38 UK 5	Size 7.5 <i>Women's</i> EU 38 UK 5.5	Size 8 <i>Women's</i> EU 38-39 UK 6	Size 8.5 <i>Women's</i> EU 39 UK 6.5	Size 9 <i>Women's</i> EU 39-40 UK 7	Size 9.5 <i>Women's</i> EU 40 UK 7.5	Size 10 <i>Women's</i> EU 40-41 UK 8	Size 11 <i>Women's</i> EU 41-42 UK 9	
A	9-1/8" (23.2 cm)	9-1/4" (23.5 cm)	9-3/8" (23.8 cm)	9-5/8" (24.4 cm)	9-3/4" (24.8 cm)	10" (25.4 cm)	10-1/8" (25.7 cm)	10-1/4" (26.0 cm)	10-3/8" (26.4 cm)	10-3/4" (27.3 cm)	
B	9-1/2" (24.1 cm)	9-5/8" (24.4 cm)	9-3/4" (24.8 cm)	10" (25.4 cm)	10-1/8" (25.7 cm)	10-3/8" (26.4 cm)	10-1/2" (26.7 cm)	10-5/8" (27.0 cm)	10-3/4" (27.3 cm)	11-1/8" (28.3 cm)	
C ("D" Width)	3-3/16" (8.0 cm)	3-1/4" (8.2 cm)	3-5/16" (8.3 cm)	3-3/8" (8.5 cm)	3-3/8" (8.7 cm)	3-7/16" (8.8 cm)	3-1/2" (9.0 cm)	3-9/16" (9.1 cm)	3-5/8" (9.3 cm)	3-3/4" (9.6 cm)	
D (Women's Wide) Width <i>Women's Sneaker, Comfort, Work Comfort, Inclusion Too, Low Tops</i>	D	8-1/4" (21.0 cm)	8-3/8" (21.3 cm)	8-1/2" (21.6 cm)	8-5/8" (21.9 cm)	8-3/4" (22.2 cm)	8-7/8" (22.5 cm)	9" (22.9 cm)	9-1/8" (23.2 cm)	9-1/4" (23.5 cm)	9-1/2" (24.1 cm)
	E** (Adjustable)	10-1/4" (26.0 cm)	10-1/2" (26.7 cm)	10-3/4" (27.3 cm)	11" (27.9 cm)	11-1/4" (28.6 cm)	11-1/2" (29.2 cm)	11-3/4" (29.8 cm)	12" (30.5 cm)	12-1/4" (31.1 cm)	12-3/4" (32.4 cm)
D (Women's Wide) Width <i>Women's BILLY Lace Mid Tops</i>	D	8-3/8" (21.3 cm)	8-1/2" (21.6 cm)	8-5/8" (21.9 cm)	8-3/4" (22.2 cm)	8-7/8" (22.5 cm)	9" (22.9 cm)	9-1/8" (23.2 cm)	9-1/4" (23.5 cm)	9-3/8" (23.8 cm)	9-5/8" (24.4 cm)
	E** (Adjustable)	10-3/4" (27.3 cm)	11" (27.9 cm)	11-1/4" (28.6 cm)	11-1/2" (29.2 cm)	11-3/4" (29.8 cm)	12" (30.5 cm)	12" (30.5 cm)	12-1/4" (31.1 cm)	12-1/2" (31.8 cm)	13" (33.0 cm)
D (Women's Wide) Width <i>Women's Cozy Boots, Sandals & Mocs</i>	D	8-1/4" (21.0 cm)	8-3/8" (21.3 cm)	8-1/2" (21.6 cm)	8-5/8" (21.9 cm)	8-3/4" (22.2 cm)	8-7/8" (22.5 cm)	9" (22.9 cm)	9-1/8" (23.2 cm)	9-1/4" (23.5 cm)	9-1/2" (24.1 cm)
	E	10" (25.4 cm)	10-1/4" (26.0 cm)	10-1/2" (26.7 cm)	10-3/4" (27.3 cm)	11" (27.9 cm)	11-1/4" (28.6 cm)	11-1/2" (29.2 cm)	11-3/4" (29.8 cm)	12" (30.5 cm)	12-1/2" (31.8 cm)

A	Actual foot or brace length
B	Actual shoe footbed length
C	Actual shoe footbed width at ball of foot
D	Circumference inside shoe at ball of foot*
E	Circumference inside shoe near ankle*



BILLY Footwear
Women's Sizing Chart
3E (Women's XW) Width

* By removing the inserts inside the shoes, the circumferences will increase 1/2" - 9/16" (1.3cm - 1.4cm) depending on the shoe size selected.

** The measurements shown here were taken with the laces loosely tied. The laces provide adjustability at the "E" location. Tighten laces to achieve desired fit.



See above for A, B, C, D and E definitions.	Size 6 <i>Women's</i> EU 36-37 UK 4	Size 6.5 <i>Women's</i> EU 37 UK 4.5	Size 7 <i>Women's</i> EU 37-38 UK 5	Size 7.5 <i>Women's</i> EU 38 UK 5.5	Size 8 <i>Women's</i> EU 38-39 UK 6	Size 8.5 <i>Women's</i> EU 39 UK 6.5	Size 9 <i>Women's</i> EU 39-40 UK 7	Size 9.5 <i>Women's</i> EU 40 UK 7.5	Size 10 <i>Women's</i> EU 40-41 UK 8	Size 11 <i>Women's</i> EU 41-42 UK 9	
A	9-1/8" (23.2 cm)	9-1/4" (23.5 cm)	9-3/8" (23.8 cm)	9-5/8" (24.4 cm)	9-3/4" (24.8 cm)	10" (25.4 cm)	10-1/8" (25.7 cm)	10-1/4" (26.0 cm)	10-3/8" (26.4 cm)	10-3/4" (27.3 cm)	
B	9-1/2" (24.1 cm)	9-5/8" (24.4 cm)	9-3/4" (24.8 cm)	10" (25.4 cm)	10-1/8" (25.7 cm)	10-3/8" (26.4 cm)	10-1/2" (26.7 cm)	10-5/8" (27.0 cm)	10-3/4" (27.3 cm)	11-1/8" (28.3 cm)	
C ("3E" Width)	3-5/16" (8.3 cm)	3-3/8" (8.5 cm)	3-3/8" (8.7 cm)	3-7/16" (8.8 cm)	3-1/2" (9.0 cm)	3-9/16" (9.1 cm)	3-5/8" (9.3 cm)	3-11/16" (9.4 cm)	3-3/4" (9.6 cm)	3-7/8" (9.8 cm)	
3E (Women's Extra Wide) Width Women's Comfort Low Tops	D	8-5/8" (21.9 cm)	8-3/4" (22.2 cm)	8-7/8" (22.5 cm)	9" (22.9 cm)	9-1/8" (23.2 cm)	9-1/4" (23.5 cm)	9-3/8" (23.8 cm)	9-1/2" (24.1 cm)	9-5/8" (24.4 cm)	9-7/8" (25.1 cm)
	E** (Adjustable)	11" (27.9 cm)	11-1/4" (28.6 cm)	11-1/2" (29.2 cm)	11-3/4" (29.8 cm)	12" (30.5 cm)	12-1/4" (31.1 cm)	12-1/2" (31.8 cm)	12-3/4" (32.4 cm)	13" (33.0 cm)	13-1/2" (34.3 cm)

ALL MEASUREMENTS ARE IN INCHES (CENTIMETERS IN PARENTHESES)